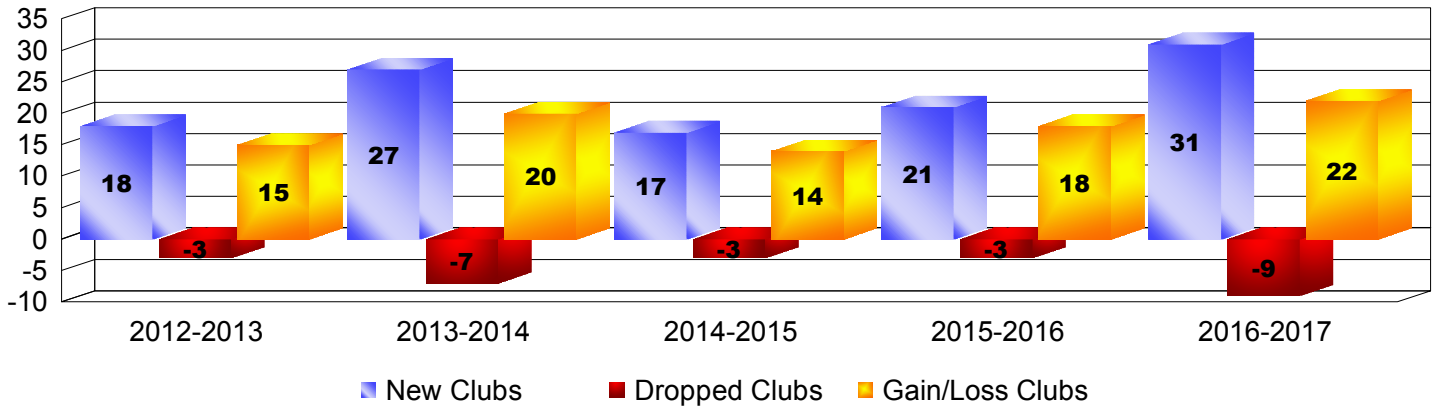
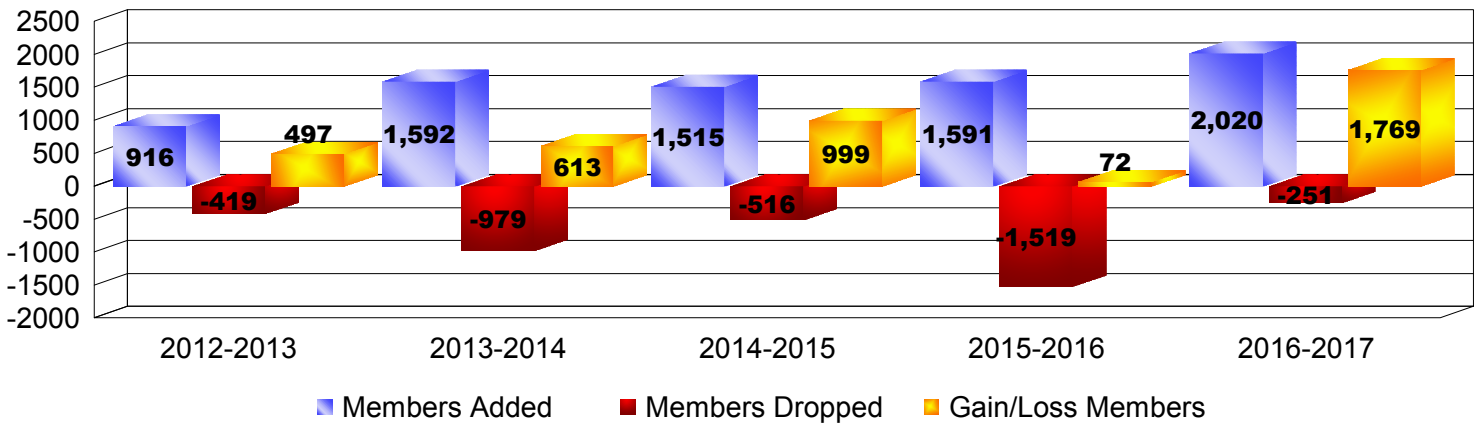


Year	New Clubs	Dropped Clubs	Gain/ Loss Clubs	New Members	Charter Members	Reinstate Members	Transfer Members	Total Member Added	Total Members Dropped	Gain/ Loss Members
2012-2013	18	-3	15	383	488	21	24	916	-419	497
2013-2014	27	-7	20	709	836	23	24	1592	-979	613
2014-2015	17	-3	14	824	638	18	35	1515	-516	999
2015-2016	21	-3	18	787	751	25	28	1591	-1519	72
2016-2017	31	-9	22	897	1062	40	21	2020	-251	1769
Average	23	-5	18	720	755	25	26	1527	-737	790

Clubs

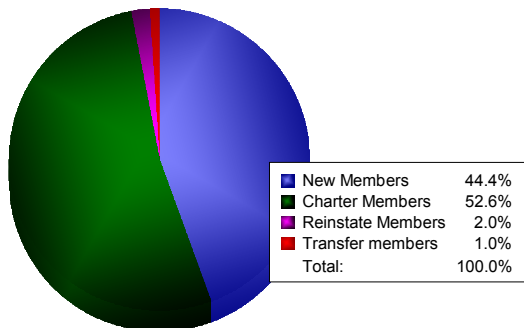


Members



Membership Composition

June 2017 Cumulative



Gender Comparison

June 2017 Cumulative

